


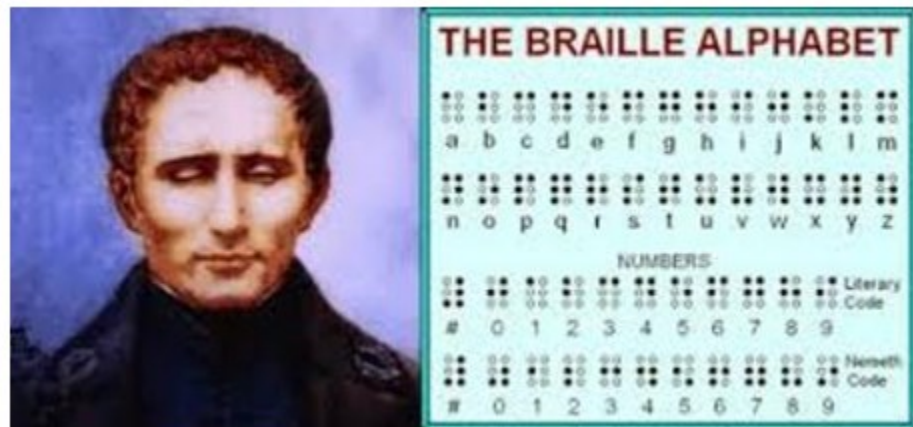
Date: Monday 17 <sup>th</sup> April 2023	Value: Joy	Leader: JWS
--	------------	-------------

Key message that the children need to take away
<b>Values: Joy</b>
<b>Theme: I am the Light of the World</b>

Gathering	<p>Music on entry. Children enter quietly</p> <p>Class children to bring up to the worship table and say together:  Bible – God the Father  Cross – God the Son  Candle – God the Holy Spirit</p> <p>Candle is lit on the worship table  All: Come to us Father, as we gather here today;  Be with us Jesus, in our worship  Stay with us Holy Spirit, now and always, Amen.</p>	<p>Image on display as children enter:</p> <p>“I am the light of the world. Whoever follows me will not walk into darkness but will have the light of life.”  John 8.12</p>  <p>Relaxing Christian music  <a href="#">RELAXING CHRISTIAN MUSIC   Instrumental, Hymns, Soft Music, Prayer Time   Anointed - YouTube</a>  <a href="#">"This Little Light Of Mine" - YouTube</a></p>
Engaging	<ol style="list-style-type: none"> <li>1. Jesus said: “I am the light of the world. Whoever follows me will not walk into darkness but will have the light of life.” John 8.12</li> <li>2. Children come up to the front and choose and take a candle out of the bag (Different coloured candles/sizes etc). Children place them on the table and light them, using the flame of the white candle. <b>Why did you choose this candle?</b>  Children in the audience discuss with each other which candle they would choose and why?</li> <li>3. Just like these candles, each one of us is unique; each one of us is different. Notice that the flame on each of the candles is the same. They have all been lit from the white candle at the centre, which represents the light of Christ. We shall call this the ‘Jesus candle.’</li> </ol>	

## Learning

In his life, Jesus brought light and joy to many people who felt that their lives were dark and without hope. Jesus told his friends to follow his example of service to others, and down the ages people have been doing just that. We are going to hear about 1 such person.




Louis Braille lived from 1809-1852. Just like every other small child, Louis Braille was full of curiosity. He wanted to learn about everything. His father was a craftsman in leather and Louis loved to go with him into his workshop and watch him make leather harnesses for horses.

One day, when he was only 3 years old, Louis picked up a sharp tool. As he was playing with it, his hand slipped and the tool went into his eye, injuring him badly. By the time he was 5 years old he was completely blind.

Although Louis couldn't see, he didn't let that stop him learning. He went to the village school where he listened carefully to everything the teacher said. He made such good progress that when he was 10 years old he was sent to the Royal Institute for Blind Youth in Paris. This was an amazing opportunity for him as it was the first school to teach children who were blind to read. Students were taught to recognise 12 dots which represented different sounds. They used these sounds to build up words and sentences. The school only had 4 books but they were enormous because every single word took up a lot of space. Louis thought there must be a better way. For the next few years, he worked hard to invent a much simpler system and by the time he was 15, he

	<p>had managed it. The system became known as Braille. It used just 6 dots in 2 columns. Not only was it possible to read and write using the system but it could even be used to read music.</p> <p>In those days, people were often looked down on, or made fun of, if they were blind. Louis was a Christian and he knew that God wanted everyone to be treated with equal respect and given equal opportunities.</p> <p>The system is still used today so that people can read and write</p>
Reflecting	<p>Look at the candles lighting up the space around us. I wonder which candle you would have chosen. Focus for a moment on that candle.</p> <p>We are going to spend some time in stillness and reflection.</p> <p>As you sit in a way that is comfortable, become aware of your breathing.</p> <p>Feel your shoulders gently rise as air fills your chest and then falls as you breath out.</p> <p>Now, try closing your eyes, but still keeping your chosen candle and its flame as a picture in your mind.</p> <p>The light is a symbol of the way Jesus's light can shine in every one of us.</p> <p>You are unique.</p> <p>You make a difference to the world that no-one else can, just by being the person you are.</p> <p>No-one else can shine like you and you can bring light into every place that you go today, into every conversation that you have and into the lives of everyone you meet.</p> <p>Picture something that you will be doing today.</p> <p>Where will you be?</p> <p>Who will you be with?</p> <p>How can you bring light and joy to those around you?</p> <p>Open your eyes and look at all the candles together.</p>
Responding	<p>One candle flame shining alone can bring light to a dark place, but many candles shining together can make an even bigger difference. The light can spread much further. It is like a beacon that can be seen from miles away!</p> <p>In our prayer let's ask God that our school becomes a beacon of light and joy in our community.</p> <p>Prayer:</p> <p>Lord Jesus Christ</p> <p>This is our school, let your light shine here.</p> <p>Let the rooms be full of joy.</p>

	<p>Let love be all around –</p> <p>Love for one another; love for all people; and love for you.</p> <p>Let us remember that, as many hands build a house,</p> <p>So many hearts build a school.</p> <p>Amen</p>
Sending Out	<p>Sending out prayer at the extinguishing of the candle</p> <p>Pupil: Known by Jesus and loved by Jesus, we go on our way,</p> <p>All: Carrying his love inside us through the day. Amen</p> <p><b>SHILL:</b> Pupil/Leader: For the body is not one member but many.</p> <p>All: So today we will grow together and learn together.</p> <p>Music is played</p>
Hymn	<p>My God is so big, so strong and so mighty</p> <p>There's nothing that he cannot do.</p> <p>My God is so big, so strong and so mighty</p> <p>There's nothing that he cannot do.</p> <p>The stars are his,</p> <p>The mountains are his, he made the oceans too!</p> <p>My God is so big, so strong and so mighty</p> <p>There's nothing that he cannot do.</p>
Class follow-up	 <p>Light the candle – remind the children that Jesus is the light of the world. In this week's worship we were reminded that Jesus told his friends to follow his example of service to others. How did Louis Braille do this? How did he let his light shine?</p> <p>In the centre of the evaluation scrapbook have an orange sun with 'Let your light shine! Written on it (As above). Children use strips of yellow paper and write ways that they can let their light shine or how they have let their light shine today/this week.</p> <p>(Prompts: How are they special? How are they unique? How can they bring light and joy to those around them?)</p>

	<p>If the children find it difficult to reflect on themselves, they could think about Louis Braille instead.</p>
--	--